



# Oak Street Health Introduction

MONTH DAY, YEAR

# Introduction to Oak Street Health



**We are** a patient-centric network of primary care centers for Medicare-eligible patients

**Our mission** is to rebuild healthcare as it should be

**205**

Oak Street Health centers

**~900**

employed primary care providers

**25**

states currently covered

**~7,500**

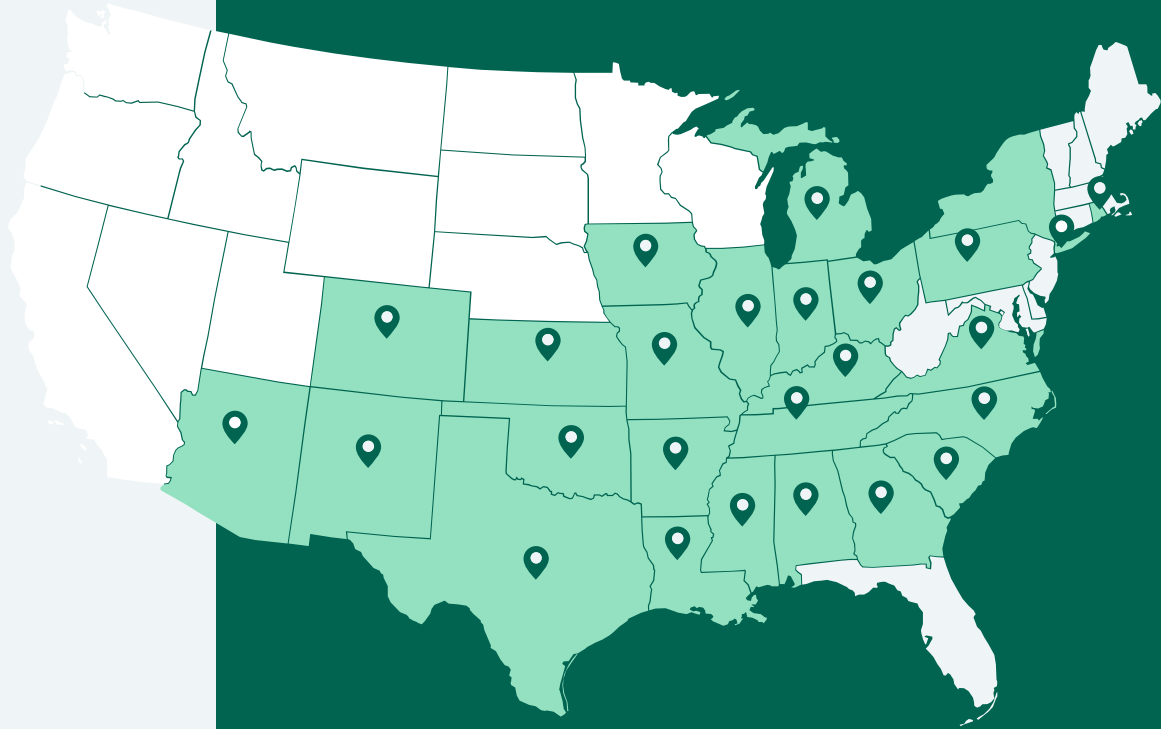
team members, all aligned with our mission and vision

**270K**

Patients receiving our care

# Oak Street Health Locations

|             |    |                |    |
|-------------|----|----------------|----|
| Alabama     | 3  | Missouri       | 6  |
| Arizona     | 13 | New Mexico     | 4  |
| Arkansas    | 2  | New York       | 18 |
| Colorado    | 5  | North Carolina | 11 |
| Georgia     | 8  | Ohio           | 12 |
| Illinois    | 30 | Oklahoma       | 5  |
| Indiana     | 13 | Pennsylvania   | 15 |
| Iowa        | 2  | Rhode Island   | 4  |
| Kansas      | 1  | South Carolina | 3  |
| Kentucky    | 3  | Tennessee      | 5  |
| Louisiana   | 6  | Texas          | 21 |
| Michigan    | 12 | Virginia       | 2  |
| Mississippi | 2  |                |    |



# Our patient base is complex and requires a multi-dimensional care model



**69**

average age



**48%**

of patients are dually eligible for Medicare and Medicaid



**>45%**

of patients have a housing, food or isolation risk factor



**7+**

Average number of medications



**88%**






of patients have one or more chronic conditions



**77%**

Of centers are in Medically Underserved or Health Professional Shortage Area

# Oak Street Health has created a model that invests upfront to keep our patients happy, healthy and out of the hospital

| Challenges in Primary Care Settings  | Fee For Service  | Oak Street Health  |
|--|--|--|
|  Not enough time with patients  | 2,000+ average doctor patient panel <sup>1</sup>   | ~500 patient panel   |
|  No patient specialization      | Accepts all ages   | <b>Medicare-eligibles</b> focused  |
|  No non-facing patient time     | No time to plan for care outside the exam room   | <b>&gt;1/3 Provider time</b> used to coordinate care, close care gaps, & proactively plan  |
|  No support beyond primary care | Minimal focus on social determinants of health   | Behavioral health, pharmacy, home-based support, well-being programs, social worker & community health worker assistance, scribe & patient relations manager |
|  Limited technology integration | Limited EMR use focused on billing & record-keeping; no time to engage with population health overlays | <b>4hrs/day:</b> Average time that clinical staff use Canopy, our proprietary tech platform, optimized to run the Oak Street care model                      |

1. Source: Journal of General Internal Medicine

# Oak Street Health Care Team



# Oak Street Health integrates behavioral healthcare

## Mental Health in the US <sup>1</sup>

- **1 in 5** US adults who experienced a mental illness in 2020
- **>17 million** US adults who experienced delays or cancellations in mental health appointments

## At Oak Street Health

- **All patients** screened for behavioral health at initial visit and annually
- **All centers** provide access to behavioral health care
- **Collaborative care** behavioral health is not stigmatized or siloed; it is a part of whole-person care at OSH

**73%** patients seeing a significant reduction in depressive symptoms through Oak Street Health collaborative behavioral health care model <sup>2</sup> vs 19% of patients in traditional behavioral health care model <sup>3</sup>

1. National Alliance on Mental Illness, 2020 data

2. Oak Street Health patient data following 6-month study, May 2021

3. JAMA 2002, "Collaborative Care Management of late-life depression in the primary care setting"; Primary Care: Clinics in Office Practice 2012

# Value-Based Care allows for critical investment in primary care



In 2018, hospitalizations were >60% of Medicare expenditures <sup>1</sup>...

...while primary care spend accounted for only ~3%

**51%** reduction in hospital admissions <sup>2</sup>

**42%** reduction in 30-day readmission rate<sup>2</sup>

**51%** reduction in ED visits vs. Medicare FFS benchmark <sup>2</sup>



We invest in proactive primary care, spending more than 3x the average <sup>3</sup>  
We remove reactive and more-expensive costs from the system

**Oak Street Health has demonstrated improved quality and lower cost across plan types (HMO, PPO, Open Access, SNP, MMP) and programs (MA, MSSP, DC and Medicaid)**

1. Source: CMS and Kaiser Family Foundation

2. Please see our S1, filed 2/8/2021, for information on how these statistics are calculated

3. Based on our 2021 spend (please see our 10K, filed 2/28/2022)

vs industry average (sourced from Kaiser Family Foundation)





Thank You!